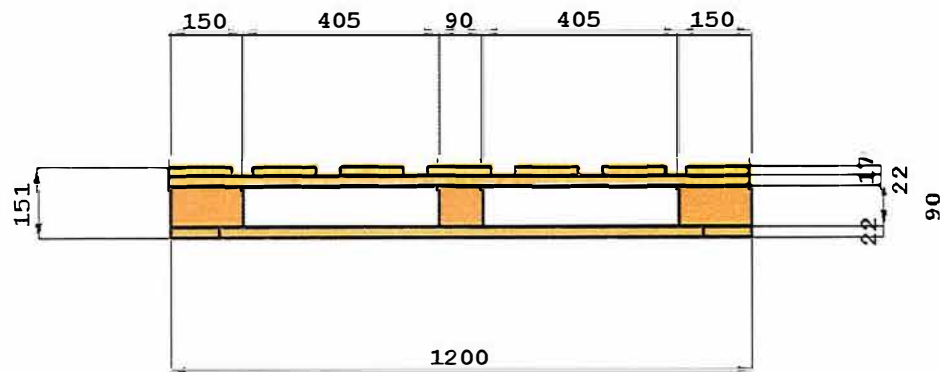
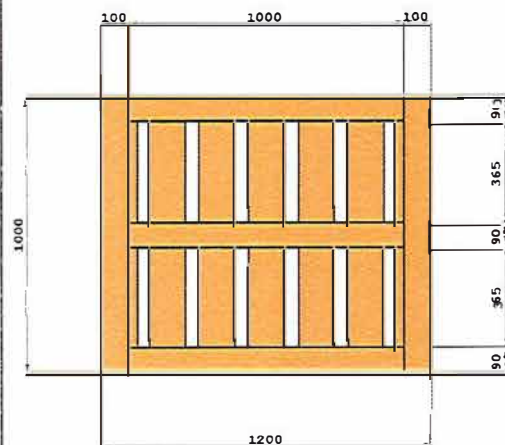
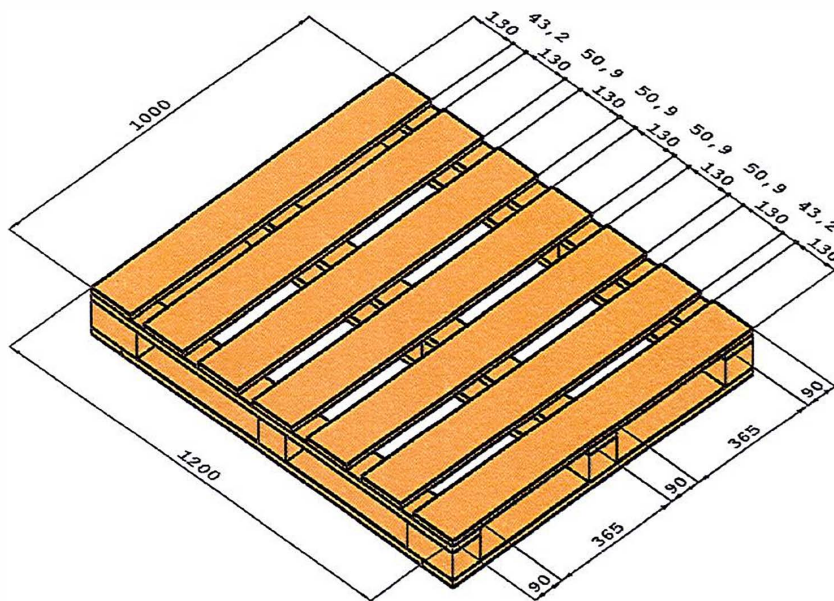
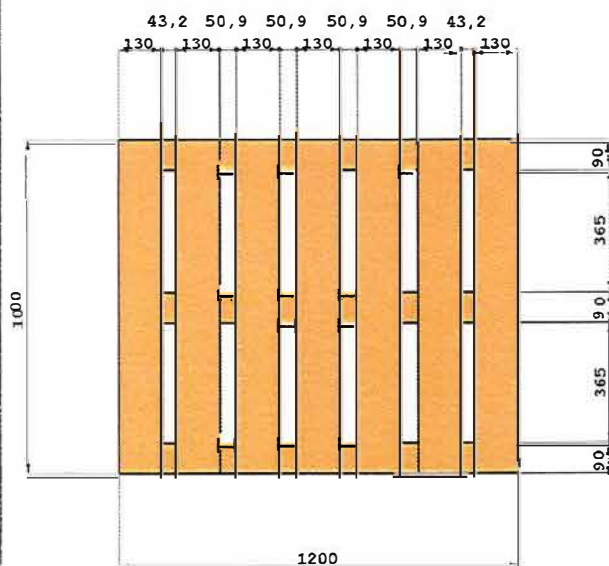


PALET EUR2 1200 X 1000 EUR2/2

ESQUINAS CORTADAS / SECO AL 17% / NIMF15

PILAS DE 17 UNIDADES / ENTREGAS DE 442 PALETS CAMION



Nivel	Tamaños (mm)	Tolerancias (mm)	Volumen (m ³)	Cantidad	Volumen total (m ³)
Entablado superior	130 x 1000 x 17	±0,±0,±0	0,002	7	0,015
Travesaños	90 x 1200 x 22	±0,±0,±0	0,002	3	0,007
Bloques	150 x 90 x 90	±0,±0,±0	0,001	6	0,007
	90 x 90 x 90	±0,±0,±0	0,001	3	0,002
Perimetral	90 x 1000 x 22	±0,±0,±0	0,002	3	0,006
	100 x 1000 x 22	±0,±0,±0	0,002	2	0,004
Volumen total					0,042